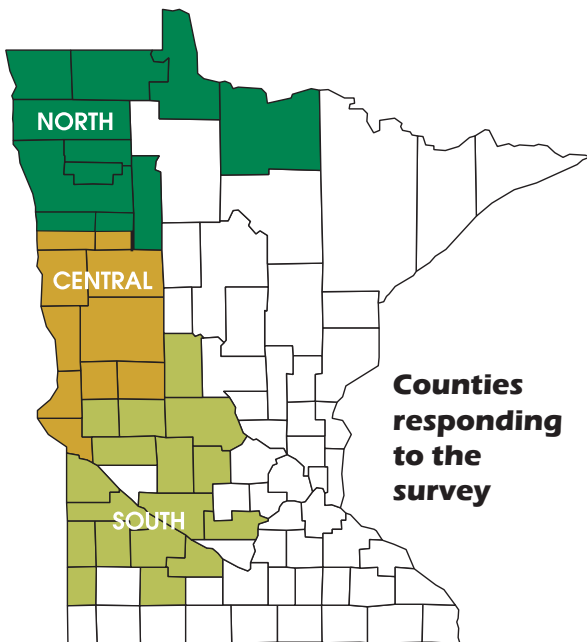


2009 Minnesota Wheat Varieties

We would like to thank all of the Minnesota wheat producers who responded to our annual wheat variety survey. The results of this survey help guide our U of M spring wheat breeder, Jim Anderson, in developing suitable varieties for production in Minnesota. The results of the survey tell us what varieties are most popular, and what characteristics are most important to you as growers. This year, we had a survey response rate of 21%. We hope that this will improve in the future. Next year, when you receive the survey, please take a few minutes to complete and return it.

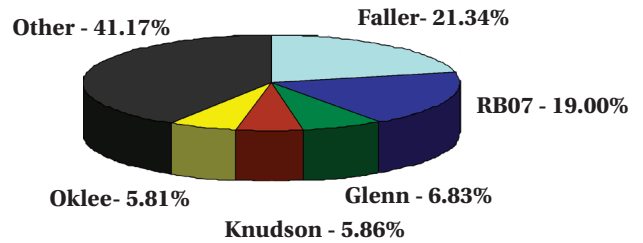
Survey Findings

- Faller was the most popular variety statewide, with almost 22 percent of the acreage planted in 2009.
- Second most popular was RB07, at 19.0 percent of the state's acreage in 2009.
- Third on the list was Glenn at 6.83%, followed by Knudson at 5.86% and Oklee at 5.81%.
- In the northern growing regions of the state, RB07 was the most popular variety, with just over 22%.
- Faller was the most popular variety in the central growing region with 23.38% of the acres planted.
- In the southern region, RB07 was first on the list at almost 14.5% acres planted.



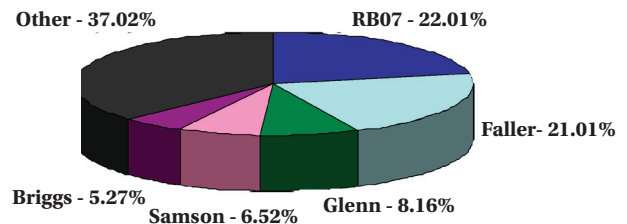
Top Five Varieties in Minnesota, 2009

Total Acres Surveyed in 2009: 401,329



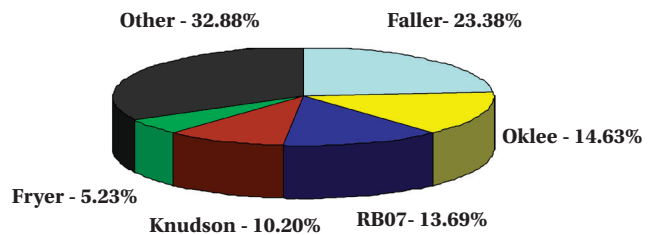
Top Five Varieties in Northern Minnesota, 2009

Total Acres Surveyed in 2009: 253,886



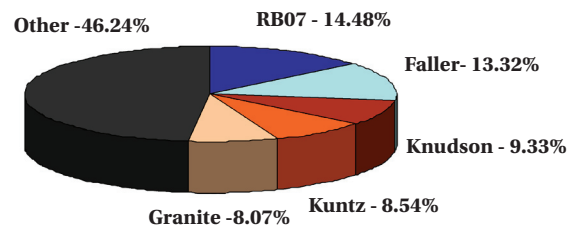
Top Five Varieties in Central Minnesota, 2009

Total Acres Surveyed in 2009: 125,791



Top Five Varieties in Southern Minnesota, 2009

Total Acres Surveyed in 2009: 21,652



Minnesota Wheat Research & Promotion Council
 2600 Wheat Drive • Red Lake Falls, MN 56750
 800-242-6118 • email: mnwheat@gvtel.com

2009 vs 2008 Spring Wheat Survey

		Entire State	Entire State	Northern	Northern	Central	Central	Southern	Southern
Variety	Release Date	2009	2008	2009	2008	2009	2008	2009	2008
Faller	2007 ND AES	21.34%	1.32%	21.01%	1.41%	23.38%	1.22%	13.32%	0.34%
RB07	2007 U of M	19.00%	5.46%	22.01%	5.92%	13.69%	4.78%	14.48%	2.61%
Glenn	2005 NDSU	6.83%	9.92%	8.16%	11.40%	5.04%	7.63%	1.61%	1.47%
Knudson	2001 AgriPro	5.86%	12.46%	3.41%	10.50%	10.20%	16.32%	9.33%	13.42%
Oklee	2003 MN AES	5.81%	9.01%	1.55%	4.84%	14.63%	16.84%	4.60%	15.38%
Samson	2007 WestBred LLC	4.83%	3.04%	6.52%	3.68%	2.05%	2.01%	1.21%	0.00%
Freyr	2004 AgriPro	4.72%	10.67%	4.68%	12.72%	5.23%	6.73%	2.25%	8.63%
Kuntz	AgriPro	4.44%	3.20%	5.26%	3.27%	2.08%	2.67%	8.54%	8.13%
Briggs	2002 SD AES	4.11%	8.39%	5.27%	9.87%	1.68%	5.74%	4.62%	4.65%
Howard	2006 ND AES	3.28%	5.48%	3.33%	4.29%	3.55%	8.06%	1.21%	2.94%
Kelby	2006 AgriPro	2.66%	5.14%	2.90%	4.98%	2.26%	4.88%	2.13%	12.47%
Granite	2002 WestBred LLC	2.30%	3.56%	1.39%	2.34%	3.15%	5.61%	8.07%	8.39%
Ada	2006 U of M	2.25%	2.68%	1.99%	2.33%	2.99%	3.47%	1.13%	1.58%
Alsen	2000 ND AES	1.61%	2.96%	2.24%	4.11%	0.47%	0.90%	0.81%	0.00%
Traverse	2006 SD AES	1.50%	1.90%	1.56%	2.33%	1.20%	1.00%	2.48%	2.42%
Granger	2004 SD AES	1.41%	2.58%	1.51%	2.10%	1.07%	3.58%	2.21%	1.99%
Tom	U of M	1.38%	0.19%	1.63%	0.21%	0.92%	0.17%	1.11%	0.00%
Steele-ND	2004 ND AES	0.80%	3.64%	1.00%	5.08%	0.37%	0.76%	0.98%	3.79%
Oxen	1996 SD AES+B7	0.77%	1.36%	0.66%	0.63%	1.13%	2.52%	0.00%	5.10%
Bigg Red	2004 WestBred LLC	0.60%	0.19%	0.12%	0.11%	0.48%	0.33%	6.93%	0.45%
Hat Trick	2007 Trigen	0.51%	0.21%	0.06%	0.00%	0.25%	0.65%	7.30%	0.00%
Cromwell	2007 Thunder Seed	0.41%	0.22%	0.03%	0.04%	1.22%	0.49%	0.06%	1.36%
Walworth	2001 SD AES	0.31%	1.06%	0.35%	1.17%	0.29%	0.88%	0.00%	0.67%
Banton	2004 Trigen Seeds	0.27%	0.58%	0.17%	0.82%	0.00%	0.15%	2.91%	0.00%
Lars	1995 AgriPro	0.25%	0.17%	0.39%	0.23%	0.00%	0.07%	0.00%	0.00%
Parshall	1999 ND AES	0.23%	0.12%	0.00%	0.04%	0.73%	0.29%	0.00%	0.00%
Vantage	2007 WestBred LLC	0.19%	0.13%	0.29%	0.06%	0.00%	0.26%	0.14%	0.30%
Reeder	1999 ND AES	0.18%	0.72%	0.29%	0.94%	0.00%	0.33%	0.00%	0.00%
Blade	2007 WestBred LLC	0.16%	0.05%	0.00%	0.00%	0.27%	0.10%	1.33%	0.54%
Ingot	1998 SD AES	0.16%	0.22%	0.00%	0.33%	0.51%	0.00%	0.00%	0.00%
Trooper	2004 WestBred LLC	0.09%	0.26%	0.08%	0.35%	0.12%	0.10%	0.00%	0.00%
Pioneer 2375	Pioneer/NDSU	0.08%	0.14%	0.09%	0.17%	0.00%	0.00%	0.51%	1.00%
Ulen	2005 U OF M	0.07%	0.58%	0.06%	0.70%	0.10%	0.36%	0.00%	0.62%
Dapps	2003 ND AES	0.06%	0.06%	0.09%	0.00%	0.00%	0.19%	0.00%	0.00%
Nora	2006 AgriPro	0.06%	0.14%	0.10%	0.22%	0.00%	0.00%	0.00%	0.00%
Rush	2006 Westbred	0.06%	0.71%	0.09%	0.99%	0.00%	0.21%	0.00%	0.00%
Dandy	1999 NorthStar Genetics	0.01%	0.01%	0.00%	0.00%	0.00%	0.00%	0.18%	0.35%
Other Varieties		1.41%	0.51%	1.70%	0.64%	0.95%	0.29%	0.53%	0.00%
Total		100.01%	99.04%	99.99%	98.82%	100.01%	99.59%	99.98%	98.60%